

CREATING AN ANTI-DOPING INDUSTRY?

A study of the development of 15 National Anti-Doping
Organisations

PURPOSE OF THE STUDY

- ▶ The financial growth in NADOs (National Anti Doping Organizations)?
 - › From 2003-2013
- ▶ Has this development produced a better anti-doping system?



more money **fails** to give better anti-doping,
it simply creates **more** anti-doping

HOW DID I GET THERE?

Information on:

- ▶ Income
- ▶ Expenses
- ▶ Number of doping tests
- ▶ Number of positive doping tests
- ▶ Number of employees

CRITERIA FOR DATA COLLECTIONS

WADA keeps a list of all the worlds NADOs:

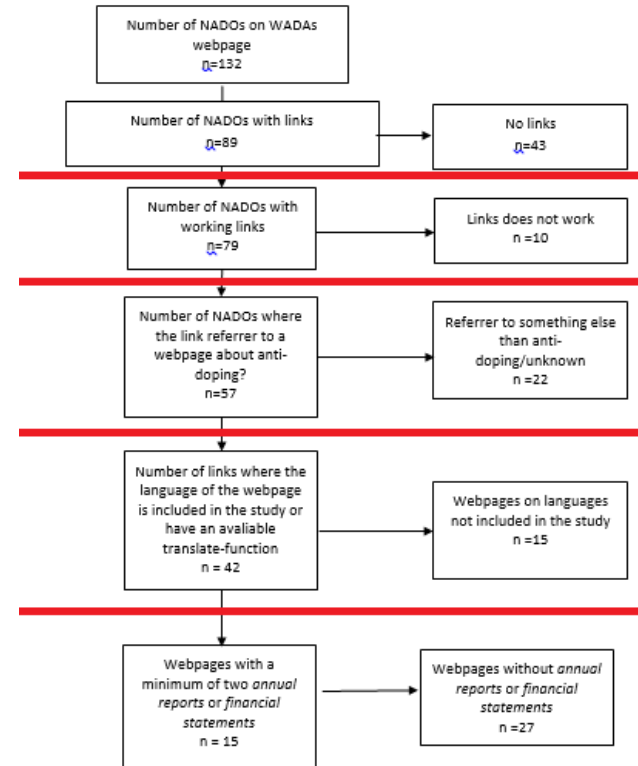
<https://www.wada-ama.org/en/who-we-are/anti-doping-community/national-anti-doping-organizations-nado>

Cyprus	Cyprus Anti-Doping Authority
Czech Republic	Anti-Doping Committee of the Czech Republic
Denmark	Anti Doping Denmark (ADD)
Dominica	National Anti-Doping Organization, Inc.
Dominican Republic	Dominican Republic NADO
Ecuador	Organización Nacional Antidopaje de Ecuador (ONADE)
Egypt	Egyptian NADO
El Salvador	Instituto Nacional de los Deportes
Eritrea	Eritrean National Anti-Doping Organization (ENADO)
Estonia	Estonian Anti-Doping Agency

CRITERIA FOR DATA COLLECTIONS

The following five criteria was used to determined which NADOs to include in the study:

1. Is there a link to the NADO on WADAs list?
2. Does the link work?
3. Does the link referrer to a webpage about anti-doping?
4. Is the language either Danish, English, German, Norwegian or Swedish or does the webpage include a 'official' translate function?
5. Was it possible to find minimum 2 annual reports or financial statement?



The included NADOs:

- ▶ On **15** National Anti-Doping Organisations:
 - > Finland
 - > Germany
 - > Holland
 - > Norway
 - > Poland
 - > Denmark
 - > Switzerland
 - > Ireland
 - > Australia
 - > Canada
 - > Korea
 - > New Zealand
 - > Russia
 - > UK
 - > USA



Anti-Doping Organizations shall, at least annually, publish publicly a general statistical report of their Doping Control activities, with a copy provided to WADA .

WADA Code Article 14.4

WHAT DID I FIND?

Expenses

The data shows that over the period from 2003-2013 (10 years) we can expect the expenses to have doubled.



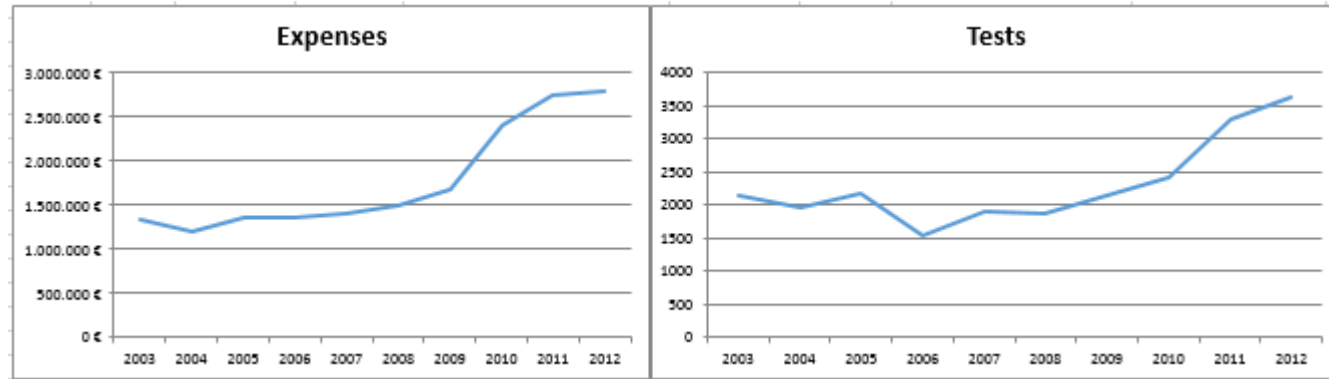
ECONOMIC CRISIS



TESTS

With greater funds, one could expect more tests, which also was the case!

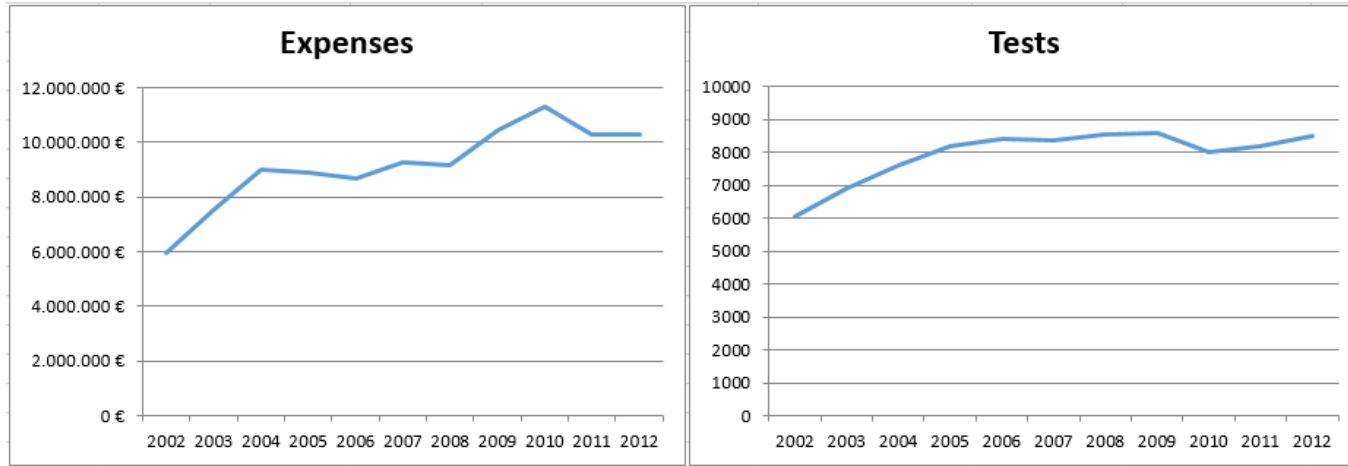
Finland:



TESTS

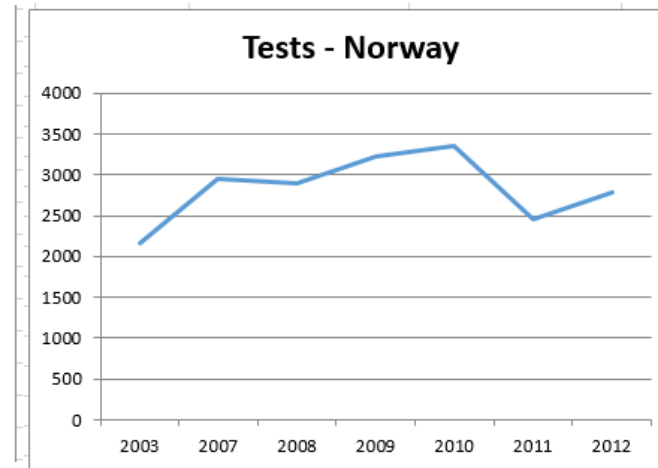
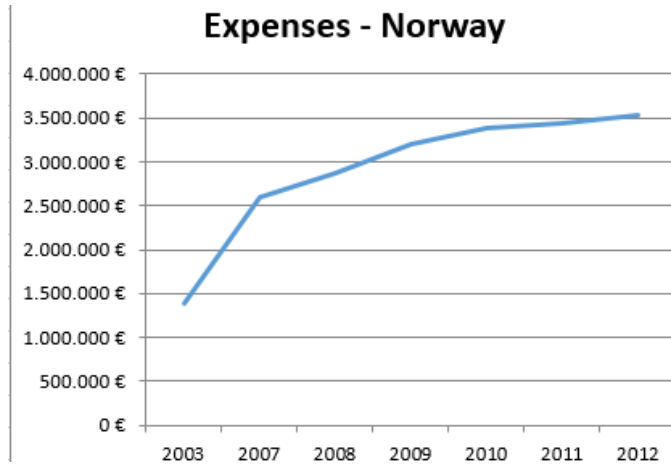
With greater funds, one could expect more tests, which also was the case!

USA:



TESTS

In some NADOs greater funds did not result in more tests!



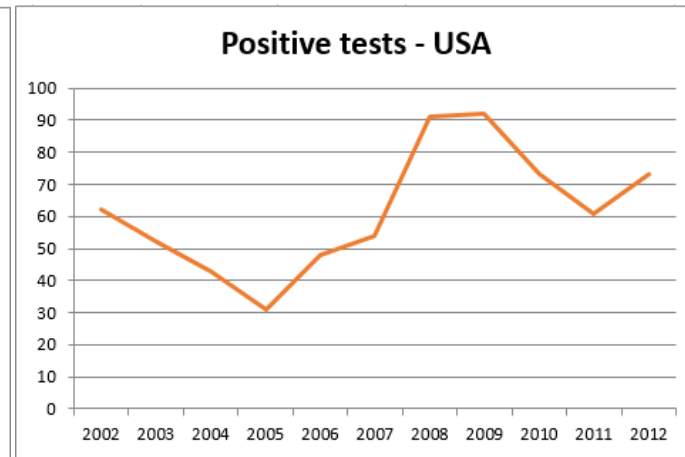
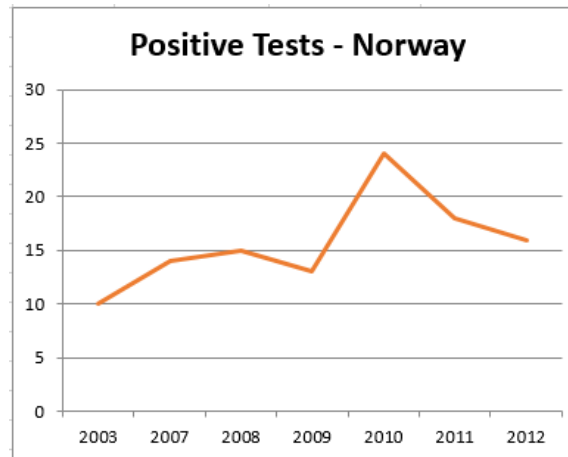
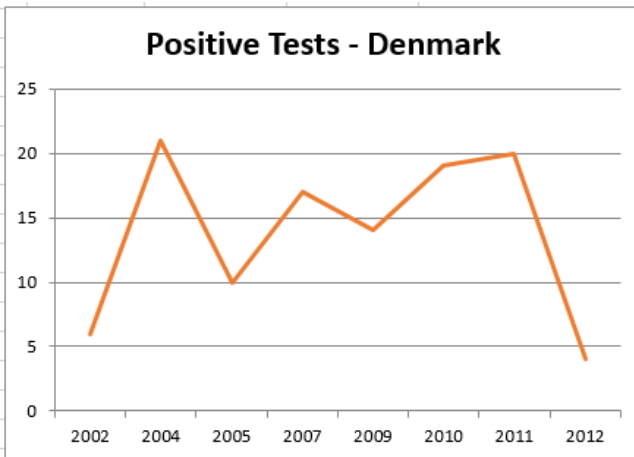
A BETTER ANTI-DOPING SYSTEM?

Does it detect more athletes doping?

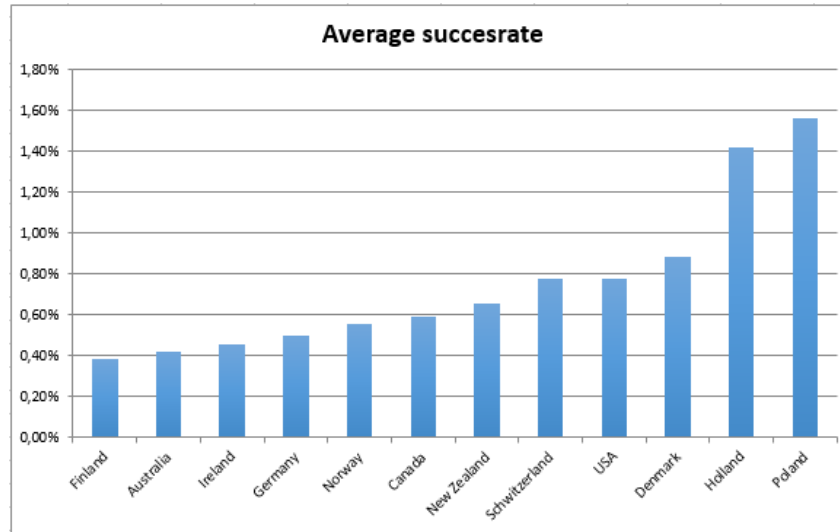
Does it detect a higher percentage of athletes doping?

POSITIVE TESTS

With greater financial funds and more tests conducted, how did that affect the number of positive tests?



AVERAGE SUCCESS RATE






more money **fails** to give better anti-doping,
it simply creates **more** anti-doping

WADA: 34 → 64

DK: 5 → 12

AUS: 46 → 63

JOBS



- London
- Montreal
- Fiji
- USA

AN INCREASE IN THE ANTI-DOPING INDUSTRY



Keep and continue the current anti-doping strategy – it contributes to economic growth!

Thank you!